

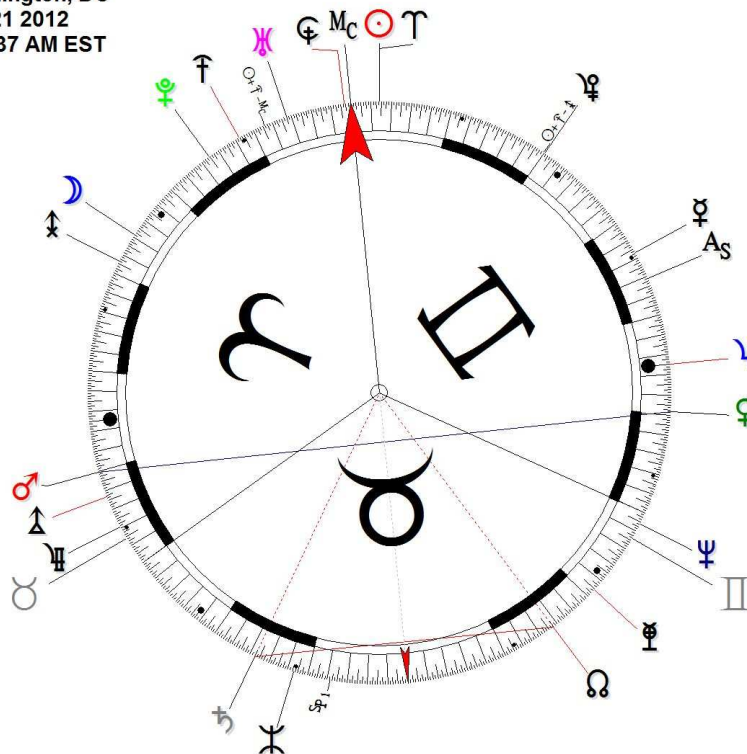
Forecasting Tools and Techniques – Madalyn Hillis-Dineen

When people are first introduced to Symmetrical Astrology, they are almost universally impressed with the system's forecasting tools. Whether you are looking for a general overview for the coming year or interested in daily work, Symmetrical Astrology has something to offer. This article offers a brief overview of the following techniques: solstice charts, solar arc and difference sorts, graphic ephemerides and the PMD/PMY calculations.

Using the Winter Solstice Chart

The Capricorn Ingress chart marks a very significant aspect (as do all equinox and solstice charts) between the Sun and Earth. Using an astro-locality map, we can identify places that have important points and planets angular, significant parans, etc. Then, we can examine the chart cast for those locales and look at the local MC and Asc structures more closely, observing midpoints and planetary pictures. For a personal forecast, we would look at the natal sun axis and also apply the individual's solar arc to see what pictures are coming due. This technique can be expanded and used with any static mundane chart, such as lunations, eclipses, significant aspects, etc.

Capricorn Ingress of The
Washington, DC
Dec 21 2012
6:11:37 AM EST



Natal
Porphyry
Geocentric
Tropical

Looking at the chart for the upcoming Capricorn Ingress set for Washington, DC, we see a charismatic, passionate leader (Venus/Mars mp) and the possibility of the ending of an important connection (Saturn/Node mp). We could interpret this as possibly the end of one regime and the start of another. Or, should the current administration win a second term, the likelihood is that there will be many changes at the Cabinet level.

Difference Sorts and Solar Arc

Planets are in symmetry when they have equal arc openings. We can use a difference sort to easily see which planets have equal openings and are therefore working together. When the solar arc is equal to the opening or difference between any two points, we can say that those two planets have come “due” by solar arc. When planets come due by solar arc, we have observed that dynamic events are likely to occur. Solar arc is the all important difference or “opening” between the directed or progressed sun and the natal sun. Difference sorts may be calculated in any modulus, with 45 and 90 being the most common.

Here are some examples of life events that occurred in orb of planetary pairs coming due in President Obama’s life:

Parent’s Divorce: 3/5/64 – SA 2 28 34 – Admetos-Saturn, Node-Uranus

Malia Born: 7/4/98 – SA 35 36 18 (13 06) – Neptune-Asc; Venus-Mars

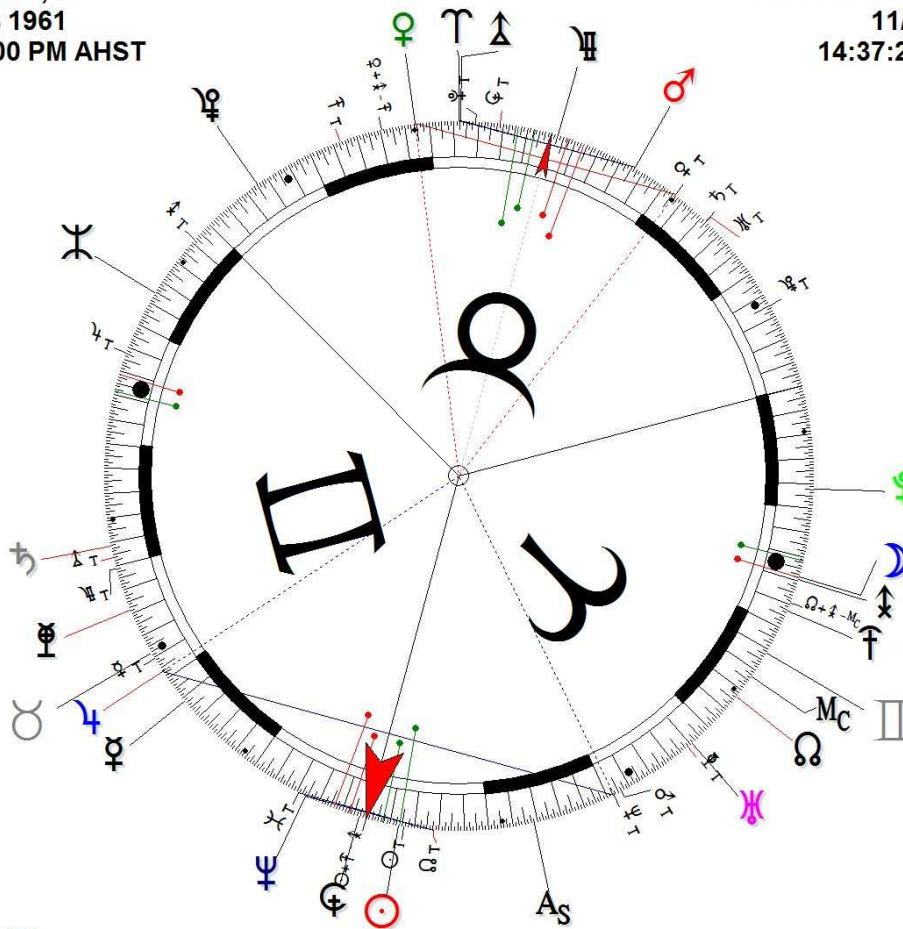
Sensitive Points and Planetary Pictures on the 90-Degree Dial

One of the best tools of our system is to look for transits or directions that turn sensitive points into planetary pictures. There are a host of formulas that we use to describe professions, events, circumstances, etc. One of the benefits of the Nova Chartwheels software is that we can search the database for formulas such as happy marriage, surgery or pass an exam. In my forecasting talk, we’ll look at how to find these formulas and then how to tell if a transit or solar arc direction is activating them. We’ll learn to distinguish between what is important and what isn’t. Some important formulas you’ll want to use:

Commander in Chief: Sun + Kronos - Zeus
Win an election: Node + Zeus – MC; Venus + Zeus – Kronos
Happy Marriage: Mars + Cupido – Jupiter
Pass an Exam: Jupiter + Pluto – Kronos
Surgery: MC + Uranus – Mars
Ruler of a Nation: Aries + Vulcanus – Sun

Barack Obama
Honolulu, HI
Aug 4 1961
7:24:00 PM AHST

Working Data
East Brewster, MA
11/4/2008
14:37:21 EST



Natal
Porphyry
Geocentric
Tropical

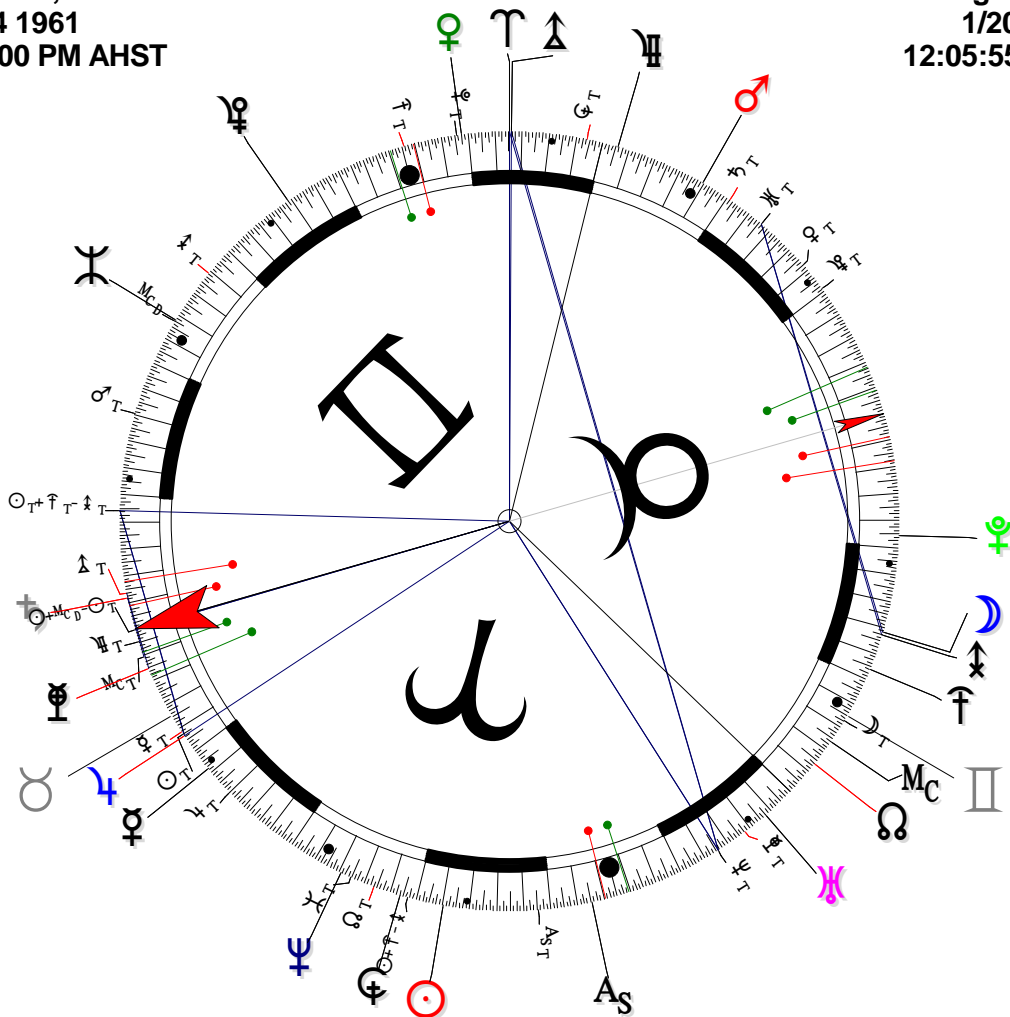
The above illustration shows how the Commander-in-Chief formula is directed to Obama's sun on Election Day 2008, with transiting sun also activating that combination.

Progressed MC of the Day

This is a formula that we can use on a daily basis. The formula is $\text{Sun} + \text{MC}_d - \text{Sun}_t$. With this formula we link the directed MC, the Sun and the transiting Sun. Looking at this point for hard aspects, pictures, etc. will tell us something about the day in question.

Barack Obama
Honolulu, HI
Aug 4 1961
7:24:00 PM AHST

Working Data
Washington, DC
1/20/2009
12:05:55 EST



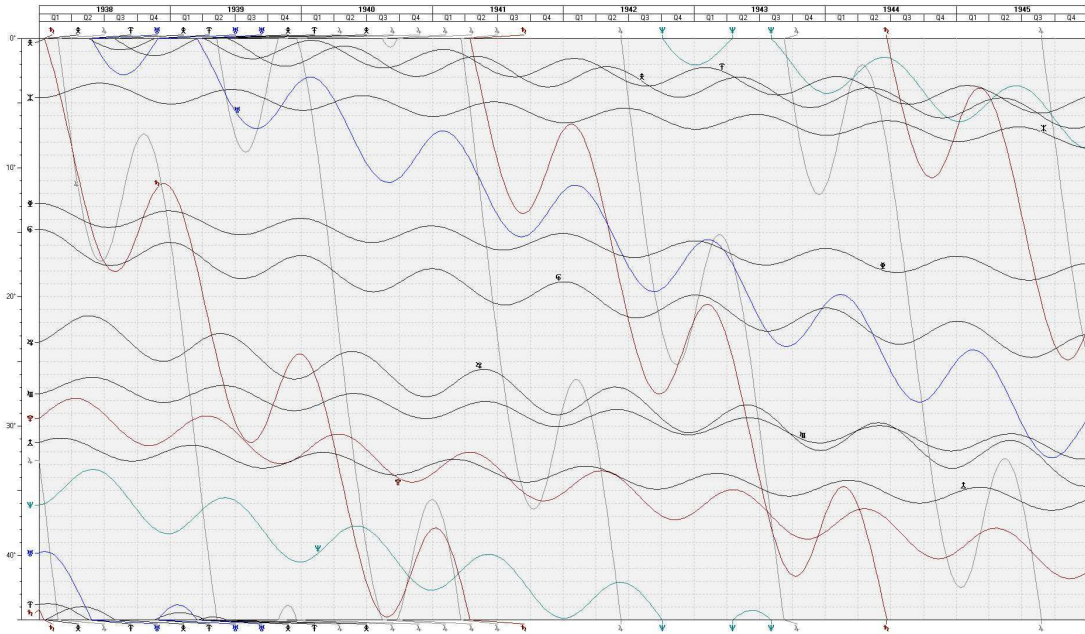
Natal
Porphyry
Geocentric
Tropical

Notice how the formula for Commander-in-Chief reflects Obama's Jupiter along with transiting Mercury and Sun on to the PMD axis on Inauguration Day. The PMD also pulls in Transiting Kronos in the 16th harmonic.... and there's so much more.

Graphic Ephemerides

The Graphic Ephemeris is another great tool for looking at the important astrological happenings for a specified period of time. Graphic ephemerides are typically looked at in a 45-degree modulus but can be created in any modulus using modern software programs. They can also be done for a variety of coordinate systems. People working with declination are making great use of the Progressed Lifetime Declination graphs. Below

we have a simple 45-degree graphic ephemeris for the time around the Second World War:



Notice how Zeus and Kronos (military government, fascism) are together with Uranus on the Cardinal Axis for the time that corresponds with the rise of Hitler in Germany. As Neptune crosses the Cardinal Axis and then joins Zeus and Kronos, we begin to see the dissolution and ultimate defeat of the Axis powers.

Conclusion

The forecasting toolbox of symmetrical astrologers is a powerful one and useful for very detailed and specific work as well as to give a general outlook or overview. Understanding the concept of equal openings and seeing how astrologers actually use this concept all the time, without even realizing it, will give you an ah-ha moment... the kind that keeps us all enchanted with our art and science of astrology.